
















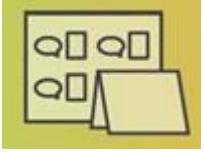





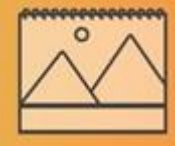

Skills Strand: Materials

Material Image	Description and Quantities	Teacher Guide Icon
 <p>(Example: Grade 2)</p>	<p>Teacher Guides (Grades K–2) These contain outlined and comprehensive guidance for 180 days of instruction. Each guide represents one Skills Unit.</p> <p>Teacher Guide Quantity Per Grade</p> <ul style="list-style-type: none"> ● Kindergarten: 10 ● Grade 1: 7 ● Grade 2: 6 	
 <p>(Example: Grade 1)</p>	<p>Activity Books (Grades K–2) These contain Activity Pages for students to complete as part of the lessons. There is an Activity Book for each unit.</p> <p>Student Activity Book Quantity Per Grade</p> <ul style="list-style-type: none"> ● Kindergarten: 10 ● Grade 1: 7 ● Grade 2: 6 	
 <p>(Example: Kindergarten)</p>	<p>Readers (Grades K–2) These Readers contain decodable text aligned to the sequence of phonics instruction for students to read. In kindergarten, there is an additional pre-decodable Reader that combines rebus pictures with high-frequency words.</p> <p>Student Quantity</p> <ul style="list-style-type: none"> ● Kindergarten: 5 (Units 6–10) ● Grade 1: 7 ● Grade 2: 6 	
 <p>(Example: Kindergarten)</p>	<p>Big Books (Grades K–1) These are exact replicas of the Student Readers, but larger, and are used for demonstration stories.</p> <p>Student Quantity</p> <ul style="list-style-type: none"> ● Kindergarten: 5 (Units 4–8) ● Grade 1: 3 	

 <p>(Example: Grade 1)</p>	<p>Large Letter Cards (Grades K–1) These cards are used for teaching and reviewing sounds and spellings.</p> <p>Teacher Quantity</p> <ul style="list-style-type: none"> ● Kindergarten: 1 ● Grade 1: 1 	
 <p>(Example: Grade 1)</p>	<p>Spelling Cards (Grades 1–2) These are used to supplement teaching instruction during decoding and encoding lessons in the Skills Strand throughout G1 and G2.</p> <p>Teacher Quantity</p> <ul style="list-style-type: none"> ● Grade 1: 1 ● Grade 2: 1 	
 <p>Sound Poster (Kindergarten)</p>  <p>Sound Cards (Kindergarten)</p>  <p>Kindergarten)</p>	<p>Sound Poster and Cards (Kindergarten): Display the code knowledge on the walls of your classroom when you are teaching it for the first time.</p> <p>Sound Poster Teacher Quantity</p> <ul style="list-style-type: none"> ● Kindergarten: 1 (Used with Sound Cards) <p>Sound Card Teacher Quantity:</p> <ul style="list-style-type: none"> ● Kindergarten: 1 (Used with Sound Posters) <p>Blending Picture Cards (Kindergarten): These cards depict images of various objects for teachers to display 2–3 at a time prior to segmenting the phonemes of the words represented by the cards.</p> <p>Teacher Quantity</p> <ul style="list-style-type: none"> ● Kindergarten: 1 	
 <p>(Example: Kindergarten)</p>	<p>Chaining Folder (Kindergarten) Students use these folders to practice building words by arranging small letter cards on them to spell the words.</p> <p>Teacher Quantity</p> <ul style="list-style-type: none"> ● Kindergarten: 1 	

 <p>(Example: Kindergarten)</p>	<p>Small Letter Card Box (Kindergarten) These cards are used in tandem with the Chaining Folders.</p> <p>Teacher Quantity</p> <ul style="list-style-type: none"> ● Kindergarten: 1 	
 <p>Consonant Code Flip Book (Example: Grade 1)</p>  <p>Vowel Code Flip Book (Example: Grade 2)</p>	<p>Consonant and Vowel Code Flip Book (Grades 1–2) These are used with Spelling Cards to learn or review sound/ spelling correspondences.</p> <p>Teacher Quantity</p> <ul style="list-style-type: none"> ● Grade 1: 1 ● Grade 2: 1 <p>(Used with Spelling Cards)</p>	
 <p>(Example: Grade 2)</p>	<p>Individual Code Chart (Grades 1–2) Students use this chart to record the consonant and vowel sound/spelling correspondences they have learned.</p> <p>Teacher Quantity</p> <ul style="list-style-type: none"> ● Grade 1: 1 ● Grade 2: 1 	

Knowledge Strand: Materials

Material Image	Material Description and Quantities	Teacher Guide Icon
 <p>(Example: Grade 1)</p>	<p>Teacher Guides (Grades K–2) These contain outlined and comprehensive guidance for 180 days of instruction. Each guide represents one Skills Unit.</p> <p>Teacher Quantity</p> <ul style="list-style-type: none"> ● Kindergarten: 12 ● Grade 1: 11 ● Grade 2: 12 	
 <p>(Example: Kindergarten)</p>	<p>Activity Books (Grades K–2) These contain activity pages for students to complete as part of the lessons and as take-home material. Activity pages for the first six domains are found in one Activity Book; activity pages for the remaining domains are found in the other.</p> <p>Student Quantity</p> <ul style="list-style-type: none"> ● Kindergarten: 2 ● Grade 1: 2 ● Grade 2: 2 	
 <p>(Example: Grade 1)</p>	<p>Flip Books (Grades K–2) These large books contain images that accompany the Teacher Guide. The images are in sequential order. Each image is identified by the unique image marker, corresponding with the lesson and order of appearance in the Teacher Guide.</p> <p>Teacher Quantity</p> <ul style="list-style-type: none"> ● Kindergarten: 12 ● Grade 1: 11 ● Grade 2: 12 	
 <p>(Example: Grade 2)</p>	<p>Image Cards (Grades K–2) These are smaller-sized images used to support instruction.</p> <p>Teacher Quantity</p> <ul style="list-style-type: none"> ● Kindergarten: 12 ● Grade 1: 11 ● Grade 2: 12 	